



LUNADA  
BAYTILE

TOMEI

# TOMEI PATTERNS



$\frac{1}{2}$  x 1 Mini Brick  
(12 mm x 52 mm)



1 x 1 Mosaic  
(25 mm x 25 mm)



Falling Water



3 x 6  
(73 mm x 148 mm)



Liner ( $\frac{1}{2}$  x 5  $\frac{3}{4}$ )  
(12 mm x 145 mm)



3 x 9  
(73 mm x 224 mm)



3 x 12  
(73 mm x 298 mm)



Natural



Silk

Canvas



Natural



Silk

Cotton




Natural



Silk

Linen



Natural



Silk

Cloth



Natural



Silk

Vellum



Natural



Silk

Basket




Natural



Silk

Wheat



Natural



Silk

Safari




Natural



Silk

Stratus




Natural



Silk

Horizon




Natural



Silk

Vapor



Natural



Silk

Pumice



Natural



Silk

Petra



Natural



Silk

Loft



Natural



Silk

Ascot Mint



Natural



Silk

Mink




Natural

Platinum Green



Silk




Natural

Evergreen



Silk




Natural

Silver Green



Silk




Natural

Woodland Green



Silk



Natural

Haze



Silk




Natural

Wedgewood Blue



Silk




Natural

Sherborne Grey



Silk




Natural

Woolstone



Silk



## Tomei [toe-may]

The Tomei glass series was built with a palette and style inspired by the great modern architects: Gehry, Hadid, and Mies van der Rohe. The meticulously curated colors and shapes provide a series of versatile design components for a multitude of spaces. Use modestly, or combine elements to create graphic appeal.



Please visit [LunadaBayTile.com](https://www.lunadabaytile.com) for our complete product offerings, applications and installation instructions.

*Front Cover: 3 x 12 Linen Natural, Pumice Silk, and Vapor Natural*  
*Below: 3 x 6 Stratus Natural and Silk*

© 2021 Lunada Bay Tile. All Rights Reserved

